

# TUSCANY

## COLLECTION



GENROSE  
STONE+TILE

Photo by Engjell Gjepali

# INTRODUCTION

The Tuscany Slab Collection offers endless beauty and durable surfaces. These 3cm quartz slabs make stunning countertops, vanitys and backsplashes. A Tuscany Slab brings the essence of the Tuscan lifestyle into your home. With it comes an appreciation for beauty, the land and a neutral color pallet that transforms a space from house to home.



Beton Grey

## THE SLABS

- Supreme White
- White Mirage
- Beton Grey
- Blue Twist
- Gold Tempest
- White Mist
- Wispy Grey
- Chiana
- Marano
- Piomba
- Calacatta Lincoln
- Calacatta Wave
- Carrara Imperiale
- Carrara Opal
- Calacatta Bianco
- Valsura

COLORS



Supreme White



White Mirage




Beton Grey



Piomba




Calacatta Lincoln



Calacatta Wave



Blue Twist



Gold Tempest




White Mist



Carrara Imperiale



Carrara Opal



Calacatta Bianco



Wispy Grey



Chiana



Marano



Valsura



# SUPREME WHITE

Quartz Slab  
3cm Polished



This all white quartz slab gleams brightly in any space, lending an air of sophistication and cleanliness. With a crisp and clean surface, Supreme White offers a pristine blank slate for designing your dream space.

# WHITE MIRAGE

Quartz Slab  
3cm Polished



White Mirage sparkles in the light. Bright white with subtle veining, this slab makes a captivating counter-top, backsplash or vanity.



# BETON GREY

Quartz Slab  
3cm Polished



Beton Grey's industrial appearance is an ideal compliment to other robust materials and colors. The brushed look incorporates various shades of gray that can give your countertop an elevated feeling of sophistication.

# BLUE TWIST

Quartz Slab  
3cm Polished



This stunning white slab has mesmerizing light blue veining that meanders through its surface. The depth of this slab is emphasized by the variation in veining, from thick brush strokes to pencil thin lines embellishments. The blue tones that ascend across the white surface create a natural flowing look.



# GOLD TEMPEST

Quartz Slab  
3cm Polished



Gold Tempest's smooth, cool surface is mottled with unique veining that winds its way through the stone in a delicate pattern creating an intriguing focal point in your space.



# WHITE MIST

Quartz Slab  
3cm Polished




White Mist is a beautifully subdued and calm slab. On closer inspection, very subtle, gentle shades of gray appear throughout the stone, like a whisper of a fog in the morning.



# WISPY GREY

Quartz Slab  
3cm Polished




Wispy Grey has a unique veining pattern that appears reminiscent of a river, meandering its way across the polished stone surface. The veining itself ranges from thick bands that snake along in a gentle curve, to thin veins that cross the slab in a playful way. The intricate details are mesmerizing to look at and will be a striking addition to any interior space.



# CHIANA

Quartz Slab  
3cm Polished




The Chiana slab is a true testament to its Italian name, meaning “clear” or “bright”. Bring the beauty of the Chiana Valley into your home with this magnificent slab.



# MARANO

Quartz Slab  
3cm Polished



The Marano slab creates a beautiful white backddrop from which to design your space. With light veining and bright white body this slab will make your kitchen glow.



# PIOMBA

Quartz Slab  
3cm Polished



The Piomba slab has stunning veining that flows like the river Piomba in Italy. It is bright, airy and beautiful.



# CALACATTA LINCOLN

Quartz Slab  
3cm Polished



Calacatta Lincoln's beautiful veining appears almost like spider webs delicately painted across the surface. This unique white quartz slab is a work of art that would make any interior design standout.



# CALACATTA WAVE

Quartz Slab  
3cm Polished



This exquisite white quartz slab with light gray veining looks as if it has been painted on, with its stunning brush strokes of light gray delicately swirling in between the silky white background. It has a unique aesthetic that would be perfect for both traditional and modern spaces, creating a dreamy yet stylish environment. It has an unmistakable hint of luxury and sophistication, creating an inviting atmosphere for any space.

# CARRARA IMPERIALE

Quartz Slab  
3cm Polished



The white of the slab is milky and serene, yet subtle hints of grey add the feel of a captivating mist. Carrara Imperiale is like looking at a single fluffy cloud drifting through the blue summer sky.



# CARRARA OPAL


Quartz Slab  
3cm Polished



With the majesty of opal and marble combined, this slab radiates an unmatched beauty. Crisp and clean, it makes a delightful countertop.

# CALACATTA BIANCO

Quartz Slab  
3cm Polished


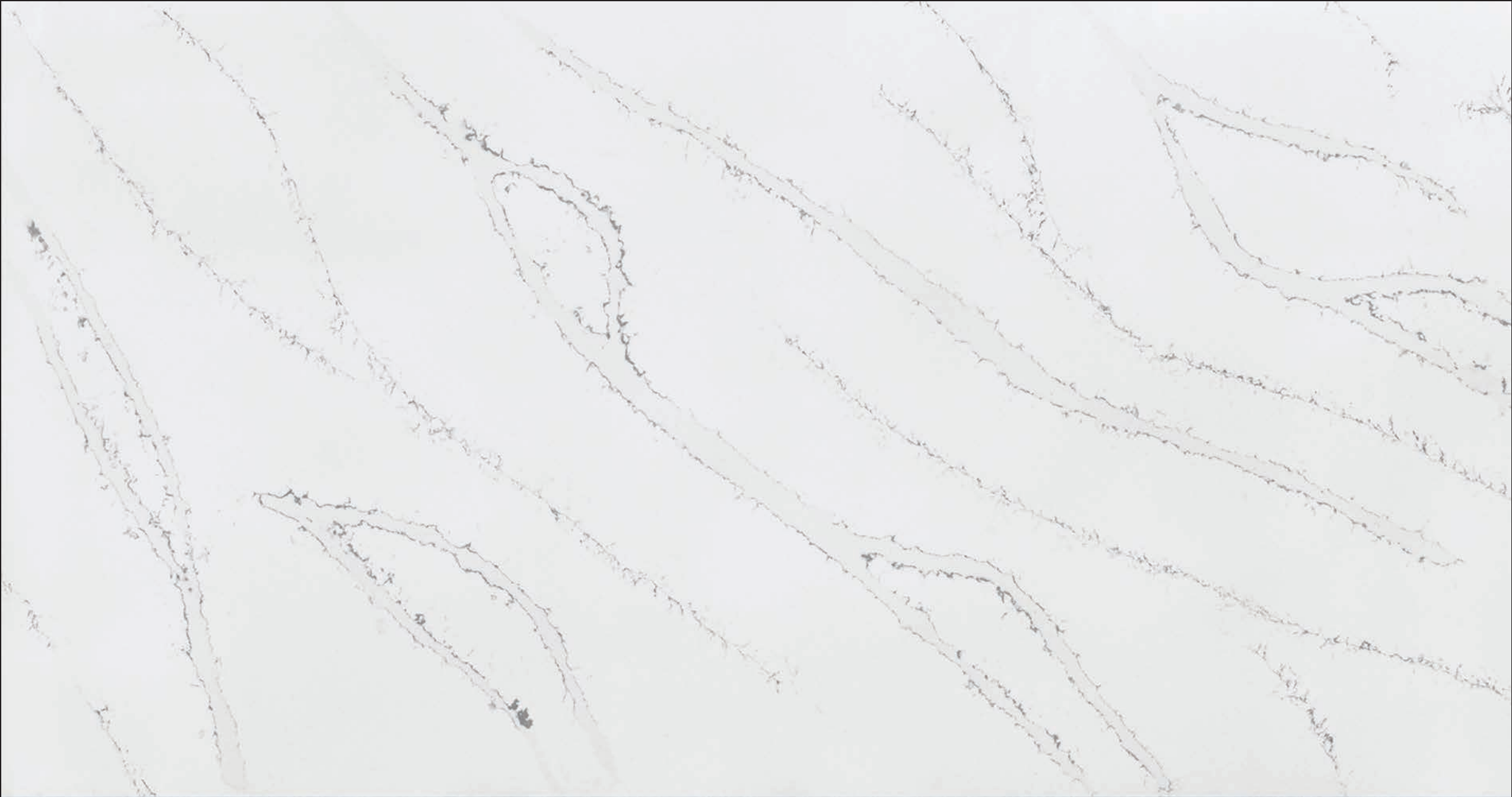


The varied lines of Calacatta Bianco add interest to this natural work of art. A piece such as this can bring an alluring ambiance to any space, drawing in its viewers.



# VALSURA


Quartz Slab  
3cm Polished



This Valsura slab is like no other. It is striking with its perfect white coloring that shines brightly and seamlessly into the room. The beautiful veins of light grey and silver meander in different directions and thicknesses across the surface.

# CHOOSING AN EDGE

Home design is all about sprinkling little details here and there to make the final outcome truly unique. One way to incorporate individuality into your kitchen is by selecting a custom edge profile for your countertops. While this may seem like a small task, different edge profiles will lend a different look and feel to the surface space. So giving this a little thought can potentially result in a big impact on the finished product. In this article, we’re going to highlight a few of our favorite profiles and what makes them so special.



**1/8” Round**  
The simple and easy 1/8” round, otherwise known as eased edge, is the perfect profile choice for a kitchen that already has a lot going on. If you’ve opted for bold backsplash or colorful cabinetry, you can even out the design elements by keeping your surfaces simple. The 1/8” round provides a clean and straightforward look that doesn’t scream for attention.



**Chiseled**  
Rustic yet refined, the Chiseled Edge will enchant your kitchen with a homey farmhouse flavor. The rough profile balanced out with a smooth polished top combines texture and finish in a delightful way. The Chiseled Edge is a daring way to add pizzazz to a kitchen that features simpler design elements.




**Bullnose**  
Pretty much guaranteed to never go out of style, the Bullnose Edge provides a rounded-off clean finish to your countertops. Offering timeless appeal, the Bullnose makes a wonderful choice for traditional kitchens.



**Ogee**  
Looking to add a little pop to your surface top? Meet Ogee. This edge profile will definitely draw some attention to your countertops. It also plays nicely with other profiles. Using the Ogee Edge on your island top while keeping a square profile throughout your kitchen perimeter can really add some contrasting flare to the space.



**Mitered**  
Have you ever seen a countertop that appears to have really thick edges? Chances are, you have seen the miracle of mitering! A mitered frame around the sides will trick the eye and make the slab actually look much thicker. A fantastic way to make your countertops a focal point, the Mitered Edge works well in both traditional and modern kitchens.



**Waterfall**  
Looking to really showcase your countertops? Let the stone cascade down the side of your island using the Waterfall Edge. The unique charm of the slab will shine in this vertical, eye-catching format.



Visit [Genrose.com](http://Genrose.com) to learn more.



**GENROSE**  
STONE + TILE