

# TONALITA



For the most up-to-date product information, scan the QR code.

8" x 8" Wall Tile in Arctic Blue  
12" x 12" Floor/Wall Tile in Medium Grey




4" x 12" Wall Tile in Safari Green  
6" x 6" Wall Tile in Carmine



1" x 1" Mosaic in Black



12" x 12" Mosaic in Pearl  
12" x 12" Mosaic in Burgundy



8" x 8" Floor/Wall Tile in Black



8" x 8" Scored 4" x 4" Tile in Yellow



1" x 1" Mosaic in Pearl  
1" x 1" Mosaic in Green  
1" x 1" Mosaic in Grey Green

1" x 1" Mosaic in Brown  
1" x 1" Mosaic in Straw Yellow  
1" x 1" Mosaic in Porcelain White

## CERAMIC AVAILABLE STOCKED ITEMS:

7.5mm Ceramic Wall Tile - Pressed Edge		
SIZE	FINISH	COLORS
4" x 12"	Glossy	White   Water Green   Sky Blue   Petrol Blue   Yellow   Tangerine   Black   Carmine
	Matte	White   Pearl Grey   Pearl   Jasmine   Water Green   Steel Grey   Deep Grey   Sky Blue   Natural Pearl   Safari Green   Taupe   Grey Blue   Petrol Blue   Sea Green   Yellow   Orchid   Black   Tangerine   Burgundy   Carmine

## CERAMIC SPECIAL ORDER ITEMS:

5.8mm Ceramic Wall Tile - Pressed Edge		
SIZE	FINISH	COLORS
6" x 6"	Glossy	White   Pearl Grey   Silver Grey   Ice Blue   Pearl   Jasmine   Crystal Blue   Water Green   Steel Grey   Lead Grey   Deep Grey   Sky Blue   Atlas Blue   Caribbean Blue   Bahamas Beige   Natural Pearl   Kalahari Beige   Gemstone Beige   Safari Green   Mustard   Taupe   Grey Blue   Argil Green   Savannah Grey   Greige   Arctic Blue   Petrol Blue   Sea Green   Yellow   Orchid   Victorian Green   Anthracite Grey   Black   Mocha   Purple   Amber   Tangerine   Burgundy   Terracotta   Carmine
	Matte	

7.5mm Ceramic Wall Tile - Pressed Edge		
SIZE	FINISH	COLORS
4" x 12"	Glossy	Pearl Grey   Pearl   Jasmine   Steel Grey   Deep Grey   Natural Pearl   Safari Green   Taupe   Grey Blue   Sea Green   Orchid   Burgundy
12" x 24"	Matte	White   Pearl Grey   Pearl   Jasmine   Water Green   Steel Grey   Deep Grey   Sky Blue   Natural Pearl   Safari Green   Taupe   Grey Blue   Petrol Blue   Sea Green   Yellow   Orchid   Black   Tangerine   Burgundy   Carmine
	Glossy	
8" x 8"	Matte	White   Pearl Grey   Silver Grey   Ice Blue   Pearl   Jasmine   Crystal Blue   Water Green   Steel Grey   Lead Grey   Deep Grey   Sky Blue   Atlas Blue   Caribbean Blue   Bahamas Beige   Natural Pearl   Kalahari Beige   Gemstone Beige   Safari Green   Mustard   Taupe   Grey Blue   Argil Green   Savannah Grey   Greige   Arctic Blue   Petrol Blue   Sea Green   Yellow   Orchid   Victorian Green   Anthracite Grey   Black   Mocha   Purple   Amber   Tangerine   Burgundy   Terracotta   Carmine
	Glossy	
8" x 16"	Matte	White   Pearl Grey   Pearl   Jasmine   Water Green   Steel Grey   Deep Grey   Sky Blue   Natural Pearl   Safari Green   Taupe   Grey Blue   Petrol Blue   Sea Green   Yellow   Orchid   Black   Tangerine   Burgundy   Carmine
	Glossy	

7.5mm Ceramic Trim Pieces- Pressed Edge			
SIZE	TYPE	FINISH	COLORS
1" x 8"	Piano Listel	Matte Glossy	White   Pearl Grey   Silver Grey   Ice Blue   Pearl   Jasmine   Crystal Blue   Water Green   Steel Grey   Lead Grey   Deep Grey   Sky Blue   Atlas Blue   Caribbean Blue   Bahamas Beige   Natural Pearl   Kalahari Beige   Gemstone Beige   Safari Green   Mustard   Taupe   Grey Blue   Argil Green   Savannah Grey   Greige   Arctic Blue   Petrol Blue   Sea Green   Yellow   Orchid   Victorian Green   Anthracite Grey   Black   Mocha   Purple   Amber   Tangerine   Burgundy   Terracotta   Carmine

6mm Ceramic Trim Pieces- Pressed Edge			
SIZE	TYPE	FINISH	COLORS
1.5" x 8"	Internal Bead Corner	Matte	White
1.5" x 6"		Glossy	
1.5" x 1.5"	External Bead Corner		

5.8mm Ceramic Trim Pieces- Pressed Edge			
SIZE	TYPE	FINISH	COLORS
1" x 6"	Piano Listel	Matte Glossy	White   Pearl Grey   Silver Grey   Ice Blue   Pearl   Jasmine   Crystal Blue   Water Green   Steel Grey   Lead Grey   Deep Grey   Sky Blue   Atlas Blue   Caribbean Blue   Bahamas Beige   Natural Pearl   Kalahari Beige   Gemstone Beige   Safari Green   Mustard   Taupe   Grey Blue   Argil Green   Savannah Grey   Greige   Arctic Blue   Petrol Blue   Sea Green   Yellow   Orchid   Victorian Green   Anthracite Grey   Black   Mocha   Purple   Amber   Tangerine   Burgundy   Terracotta   Carmine

3.5mm Ceramic Trim Pieces- Pressed Edge			
SIZE	TYPE	FINISH	COLORS
1.5" x 8" 1.5" x 6" 1.5" x 1.5"	Internal Bead	Matte Glossy	White   Pearl Grey   Silver Grey   Ice Blue   Pearl   Jasmine   Crystal Blue   Water Green   Steel Grey   Lead Grey   Deep Grey   Sky Blue   Atlas Blue   Caribbean Blue   Bahamas Beige   Natural Pearl   Kalahari Beige   Gemstone Beige   Safari Green   Mustard   Taupe   Grey Blue   Argil Green   Savannah Grey   Greige   Arctic Blue   Petrol Blue   Sea Green   Yellow   Orchid   Victorian Green   Anthracite Grey   Black   Mocha   Purple   Amber   Tangerine   Burgundy   Terracotta   Carmine
	External Bead		
	Internal Bead Corner		Pearl Grey   Silver Grey   Ice Blue   Pearl   Jasmine   Crystal Blue   Water Green   Steel Grey   Lead Grey   Deep Grey   Sky Blue   Atlas Blue   Caribbean Blue   Bahamas Beige   Natural Pearl   Kalahari Beige   Gemstone Beige   Safari Green   Mustard   Taupe   Grey Blue   Argil Green   Savannah Grey   Greige   Arctic Blue   Petrol Blue   Sea Green   Yellow   Orchid   Victorian Green   Anthracite Grey   Black   Mocha   Purple   Amber   Tangerine   Burgundy   Terracotta   Carmine
	External Bead Corner		

## PORCELAIN SPECIAL ORDER ITEMS:

12mm Through Body Porcelain Floor/Wall Tile - Pressed Edge			
SIZE	FINISH		COLORS
8" x 8"	Matte		White   Light Grey   Medium Grey   Dark Grey   Light Brown   Gold   Pearl
	Anti-Slip		
7.5mm Through Body Porcelain Floor/Wall Tile - Pressed Edge			
SIZE	FINISH		COLORS
12" x 12"	Matte		White   Light Grey   Medium Grey   Dark Grey   Light Brown   Gold   Pearl
7mm Porcelain Floor/Wall Tile - Pressed Edge			
4" x 12"	Matte		White   Pearl Grey   Pearl   Jasmine   Water Green   Steel Grey   Deep Grey   Sky Blue   Natural Pearl   Safari Green   Taupe   Grey Blue   Petrol Blue   Sea Green   Yellow   Orchid   Black   Tangerine   Burgundy   Carmine
			12" x 12"
6mm Porcelain Floor/Wall Tile- Pressed Edge			
SIZE	TYPE	FINISH	COLORS
8" x 8"	1" x 1" Scored	Matte	White   Pearl Grey   Silver Grey   Ice Blue   Jasmine  Kalahari Beige   Water Green   Lead Grey   Atlas Blue   Pearl   Taupe   Greige   Petrol Blue   Sea Green   Yellow   Victorian Green   Black   Amber   Tangerine   Burgundy
	2" x 2" Scored		
	4" x 4" Scored		
6mm Porcelain Floor/Wall Tile - Pressed Edge			
SIZE	FINISH		COLORS
8" x 8"	Matte		White   Pearl Grey   Silver Grey   Ice Blue   Pearl   Jasmine   Crystal Blue   Water Green   Steel Grey   Lead Grey   Deep Grey   Sky Blue   Atlas Blue   Caribbean Blue   Bahamas Beige   Natural Pearl   Kalahari Beige   Gemstone Beige   Safari Green   Mustard   Taupe   Grey Blue   Argil Green   Savannah Grey   Greige   Arctic Blue   Petrol Blue   Sea Green   Yellow   Orchid   Victorian Green   Anthracite Grey   Black   Mocha   Purple   Amber   Tangerine   Burgundy   Terracotta   Carmine
	Anti-Slip		
7.5mm Unglazed Through Body Porcelain Floor/Wall Tile - Pressed Edge			
SIZE	FINISH		COLORS
4" x 4"	Matte		Porcelain White   Straw Yellow   Grey Blue   Blue   Bay Blue   Pearl   Grey Green   Grey   Red   Brown   Black   Turquoise   Green   Beige   Gemstone Beige   Coral Brown   Santorini Beige   Astro Grey   Celestite Blue   Jade Green   Gemstone Green   Emerald Green
12" x 12"	Matte		

5.8mm Unglazed Through Body Porcelain Floor/Wall Mosaic - Pressed Edge			
2" x 2"	Matte		Porcelain White   Straw Yellow   Grey Blue   Blue   Bay Blue   Pearl   Grey Green   Grey   Red   Brown   Black   Turquoise   Green   Beige   Gemstone Beige   Coral Brown   Santorini Beige   Astro Grey   Celestite Blue   Jade Green   Gemstone Green   Emerald Green
3.5mm Unglazed Through Body Porcelain Floor/Wall Mosaic - Pressed Edge			
1" x 1"	Matte		Porcelain White   Straw Yellow   Grey Blue   Blue   Bay Blue   Pearl   Grey Green   Grey   Red   Brown   Black   Turquoise   Green   Beige   Gemstone Beige   Coral Brown   Santorini Beige   Astro Grey   Celestite Blue   Jade Green   Gemstone Green   Emerald Green
6mm Porcelain Trim Pieces- Pressed Edge			
SIZE	TYPE	FINISH	COLORS
1.5" x 4"	Internal Bead	Matte	White   Pearl Grey   Silver Grey   Ice Blue   Pearl   Jasmine   Crystal Blue   Water Green   Steel Grey   Lead Grey   Deep Grey   Sky Blue   Atlas Blue   Caribbean Blue   Bahamas Beige   Natural Pearl   Kalahari Beige   Gemstone Beige   Safari Green   Mustard   Taupe   Grey Blue   Argil Green   Savannah Grey   Greige   Arctic Blue   Petrol Blue   Sea Green   Yellow   Orchid   Victorian Green   Anthracite Grey   Black   Mocha   Purple   Amber   Tangerine   Burgundy   Terracotta   Carmine
	External Bead		
	Internal Cove Base		
	External Cove Base		
1.5" x 8"	Internal Bead		
	External Bead		
1.5" x 1.5"	Internal Bead Cap		
	Internal Corner		
	External Bead Cap		
8" x 8"	External Corner		
	Bullnose (One Side)		
4" x 8"	Bullnose (Two Sides)		
	Bullnose		
4" x 8"	Cove Base		
7mm Porcelain Trim Pieces- Pressed Edge			
SIZE	TYPE	FINISH	COLORS
4" x 12"	Bullnose	Matte	White   Pearl Grey   Silver Grey   Ice Blue   Pearl   Jasmine   Crystal Blue   Water Green   Steel Grey   Lead Grey   Deep Grey   Sky Blue   Atlas Blue   Caribbean Blue   Bahamas Beige   Natural Pearl   Kalahari Beige   Gemstone Beige   Safari Green   Mustard   Taupe   Grey Blue   Argil Green   Savannah Grey   Greige   Arctic Blue   Petrol Blue   Sea Green   Yellow   Orchid   Victorian Green   Anthracite Grey   Black   Mocha   Purple   Amber   Tangerine   Burgundy   Terracotta   Carmine

7.5mm Through Body Porcelain Trim Pieces- Pressed Edge			
SIZE	TYPE	FINISH	COLORS
3" x 12"	Bullnose	Matte	White   Light Grey   Med Grey   Dark Grey   Light Brown   Gold   Pearl
12" x 12"	Tread		
12mm Through Body Porcelain Trim Pieces- Pressed Edge			
SIZE	TYPE	FINISH	COLORS
4" x 8"	Bullnose	Matte	White   Light Grey   Med Grey   Dark Grey   Light Brown   Gold   Pearl
	Cove Base		
1.5" x 4"	Internal Cove Base Corner		
	External Cove Base Corner		




8" x 8" Floor/Wall Tile in Pearl

**COLORS:**



**White**



**Pearl Grey**



**Silver Grey**



**Steel Grey**



**Lead Grey**



**Deep Grey**




**Savannah Grey**




**Anthracite Grey**



**Black**



**Pearl**



**Jasmine**



**Natural Pearl**



**Kalahari Beige**



**Bahamas Beige**



**Gemstone Beige**



**Greige**



**Taupe**



**Mocha**



**Yellow**



**Mustard**



**Amber**



**Tangerine**



**Carmine**



**Terracotta**



**Burgundy**



**Orchid**



**Purple**



**Argil Green**



**Grey Blue**



**Safari Green**



**Water Green**



**Sea Green**



**Victorian Green**



**Ice Blue**



**Crystal Blue**



**Sky Blue**



**Arctic Blue**



**Atlas Blue**



**Caribbean Blue**






**Petrol Blue**

Colors shown may vary from actual product. Final selection should be made from actual product samples. Products and availability are subject to change, please refer to our website for the most up to date selection.

V1 

V2 

Features	Test Method	Value	
Length and Width	ISO 10545 - 2	±2.00%	
Thickness		±5%	
Straightness of Sides		-0.20%/+0.40%	
Rectangularity		-0.20%/+0.40%	
Surface Flatness		-0.20%/+0.40%	
Surface Quality		Minimum 95% of surface free of visible defects	
Warpage		-0.20%/+0.40%	
Wedging		±0.40%	
Water Absorption		ISO 10545 - 3	18.0% ≤ Eb < 20.0%
Bending Strength	ISO 10545 - 4	<b>6" x 6"</b>	<b>Other Sizes</b>
Breaking Strength		>16 N/mm <sup>2</sup>	>13 N/mm <sup>2</sup>
		≥ 220 N	≥ 660 N
Coefficient of Linear Thermal Expansion	ISO 10545 - 8	6.0 - 8.0x 10 <sup>-6</sup> °K <sup>-1</sup>	
Thermal Shock Resistance	ISO 10545 - 9	Resistant	
Crazing Resistance	ISO 10545 - 11	Resistant	
Chemical Resistance	ISO 10545 - 13	GA	
Chemical Resistance (Low Concentration)		GLA	
Chemical Resistance (High Concentration)		N/A	
Fire Resistance	-	A1/A1fl	
Recycled Content	-	≤ 15%	
LEED	-	Yes	
VOC Emissions	-	Zero VOC	
Greenguard	-	Greenguard Gold	

This product will contribute to USGBC registered LEED projects. It will also contribute to the ANSI approved NAHB Green Building Standard ICC 700.

According to ANSI and MIA standards, depending on the type and size of tile, it is recommended to have at least a 1/8" wide grout joint for floor tiles in order to be able to fill the grout joint full and never less than 1/16" wide. Please refer to TCNA guidelines for more on grout recommendations.

**Disclaimer:** DCOF wet and dry is different on every production lot and can vary. This number represents the average DCOF of the tested production lots. If the spec listed is over the minimum standard, it will meet the requirement.

**Product Info:**




- Ceramic Tile
- Matte | Glossy Finishes
- 5.8mm | 7.5mm
- Pressed Edge
- V1 - Uniform Appearance
- Not Frost Resistant



[www.genrose.com](http://www.genrose.com)

Contact your sales representative for more information. All material must be inspected prior to installation. Absolutely no claims will be accepted after installation.

Features	Test Method	Value		
		Glazed Porcelain	Throughbody Porcelain	Anti-Slip
Length and Width	ISO 10545 - 2	±2.00%		
Thickness		±5%		
Straightness of Sides		±0.40%		
Rectangularity		±0.40%		
Surface Flatness		±0.40%		
Surface Quality		Minimum 95% of surface free of visible defects		
Warpage		±0.40%		
Wedging		±0.25%		
Water Absorption		ISO 10545 - 3	≤0.5%	
Bending Strength	ISO 10545 - 4	≥ 38N/mm <sup>2</sup>	60N/mm <sup>2</sup>	50 N/mm <sup>2</sup>
Breaking Strength		≥ 1430 N	710 N	3500 N
Deep Abrasion Resistance	ISO 10545 - 6	-	≤ 155mm <sup>3</sup>	≤ 155mm <sup>3</sup>
Coefficient of Linear Thermal Expansion	ISO 10545 - 8	6.0 - 7.0x 10 <sup>-6</sup> °K <sup>-1</sup>		
Thermal Shock Resistance	ISO 10545 - 9	Resistant		
Crazing Resistance	ISO 10545 - 11	Resistant		
Chemical Resistance (Domestic)	ISO 10545 - 13	GA	UA	UA
Chemical Resistance (Low Concentration)		GLA	ULA	ULA
Chemical Resistance (High Concentration)		-	-	-
Fire Resistance	-	A1/A1fl		
Slip Resistance (D.C.O.F.)	ANSI A326.3	<b>Does Not Pass</b>	0.67	0.49
Recycled Content	-	≤ 15% pre-consumer		
LEED	-	Yes		
VOC Emissions	-	Zero VOC		
Greenguard	-	Greenguard Gold		

This product will contribute to USGBC registered LEED projects. It will also contribute to the ANSI approved NAHB Green Building Standard ICC 700.

According to ANSI and MIA standards, depending on the type and size of tile, it is recommended to have at least a 1/8" wide grout joint for floor tiles in order to be able to fill the grout joint full and never less than 1/16" wide. Please refer to TCNA guidelines for more on grout recommendations.

**Disclaimer:** DCOF wet and dry is different on every production lot and can vary. This number represents the average DCOF of the tested production lots. If the spec listed is over the minimum standard, it will meet the requirement.

**Product Info:**

- Glazed & Throughbody Porcelain Tile
- Matte | Anti-Slip Finishes
- 3.5mm | 5.8mm | 6mm | 7mm | 7.5mm | 12mm
- Pressed Edge
- V1 - Uniform Appearance (Glazed Only)
- V2 - Slight Shading (Anti-Slip and Unglazed Porcelain Only)
- Frost Resistant



[www.genrose.com](http://www.genrose.com)

Contact your sales representative for more information. All material must be inspected prior to installation. Absolutely no claims will be accepted after installation.



[www.genrose.com](http://www.genrose.com)