

SMYRNA





12"x24" | 12"x12" Field Tile in Nut



12"x24" | 12"x12" Field Tile in Dark Grey



24"x24" Field Tile in White
12"x24" Field Tile in Dark Grey



12"x24" Field Tile in Light Grey



24"x24" Field Tile in Light Grey



24"x24" Field Tile in Sand

AVAILABLE IN:

10mm Field Tile

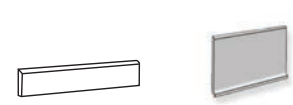
- 24"x48" Matte Finish Rectified Edge
- 18"x36" Matte Finish Rectified Edge
- 24"x24" Matte Finish Rectified Edge
- 12"x24" Matte Finish Rectified Edge
- 6"x24" Matte Finish Rectified Edge
- 12"x12" Matte | Grip (Anti-Slip) Finish Rectified Edge

10mm Mosaics

- 2"x2" Mosaic Matte Finish

Trim Pieces


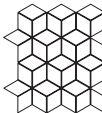





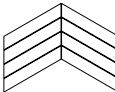




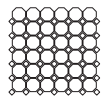
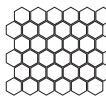
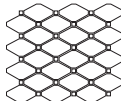


- 3"x12" 10mm Bullnose Matte Finish
- 6"x12" 7mm Cove Base Matte Finish



- All sizes are nominal

MADE TO ORDER FIELD TILES AND MOSAICS:

This represents a small portion of the mosaic patterns we offer.
We can cut any field tile to create a custom mosaic or field tile size as specified.

FIELD TILES		CUBES		BASKETWEAVE	
	Any 24" field tile can be cut down to a smaller size in any length and width combination with a 1" minimum.		2" 4"		1 3/8" x3" 2" x4"
		BRICKS		DIAMONDS	
			1" x2" 1" x3" 1 3/8" x3" 2" x4"		2"
FIELD SHAPES*		CHEVRONS		HERRINGBONE	
 Half Hexagon	6.7" Base		2" x12"		1" x2" 2" x4" 5/8" x4"
 Diamond	4"				
 Hexagon	6"	OCTAGONS		HEXAGONS	
 Chevron	2" x12" 6" x24"		2" w/ 0.6" Squares		1 1/8" 2"
TRAPEZOID W/ DOT		SQUARES		RECTANGLES	
	4" x2 1/2" w/ 5/8" Dot		1" x1" 1 3/8" x1 3/8"		1" x2" 1" x4"
			2" x2" 3" x3"		

*Other sizes available upon request



Dark Grey



Nut



Light Grey




Sand




White

Every effort has been made to reproduce color accurately. Colors shown may not be a true representation and will appear differently on individual monitors. Final selection should be made from actual product samples.

2"X2" MOSAIC



Dark Grey



Nut



Light Grey




Sand



White



SMYRNA
Color Body Porcelain Tile

Features	Test Method	Value
Water Absorption	ASTM C373	≤ 0.5%
Surface Abrasion	ASTM C1027	4
Breaking Strength	ASTM C648	≥400
Stain Resistance	ASTM C1378	Not Affected
Chemical Resistance	ASTM 650	Not Affected
Frost Resistance	ASTM C1026	Resistant
DCOF (WET)	ANSI A137.1	≥ 0.42
Recycled Material	-	≥10%
<div> This product is GREENGUARD® certified and will contribute to USGBC registered LEED projects. It will also contribute to the ANSI approved NAHB Green Building Standard ICC 70.</div>		

Minimum grout size recommended = 5 mm (or approx. 3/16”) If staggered tile placement, we recommend using a 30% offset. If specified brick pattern with 1/2 pattern mandatory, a bigger grout is recommended to hide imperfections of installation (minimum 1/4”).

Product Info:

- Color Body Porcelain Tile
- Matte | Anti-Slip Finishes
- 10mm | 7mm (Cove Base) Thicknesses
- Rectified Edge
- PEI Rating = 4
- V2 - Slight Shading Variation
- Frost Resistance = Yes



www.genrose.com

24"x24" | 12"x24" | 12"x12" Field Tile in Sand

Contact your sales representative for more information. All material must be inspected prior to installation. Absolutely no claims will be accepted after installation.



www.genrose.com