

SHOCHU

 **GENROSE**



For the most up-to-date product information, scan the QR code.

4.5" x 9" Dimensional Wall Tile in Wear



4.5" x 9" Dimensional Wall Tile in Midnight



4.5" x 9" Dimensional Wall Tile in Chalky



4.5" x 9" Dimensional Wall Tile in Chalky
4.5" x 9" Dimensional Wall Tile in Wear



4.5" x 9" Dimensional Wall Tile in Chalky
4.5" x 9" Dimensional Wall Tile in Rusty Red

AVAILABLE STOCKED ITEMS:

8.5mm Dimensional Wall Tile - <i>Pressed Edge</i>		
SIZE	FINISH	COLORS
4.5" x 9"	Glossy	Polar White Chalky Rusty Red Wear Midnight Charcoal Grey

This product is made up of 8 different faces that are randomly mixed in the box. All sizes are nominal.

COLORS:



Polar White




Chalky




Rusty Red



Wear




Midnight




Charcoal Grey

GROUT METHODS:



Grout Between
Finger Grooves



Grout Between Tile

Colors shown may vary from actual product. Final selection should be made from actual product samples. Products and availability are subject to change, please refer to our website for the most up to date selection.

Features	Test Method	Value
Length and Width	ISO 10545 - 2	± 0.5mm
Thickness		≥ 0.5mm
Straightness of Sides		± 0.75mm
Rectangularity		± 0.75mm
Surface Flatness		± 0.75mm
Surface Quality		Min. 95% of tiles free of visible defects
Water Absorption	ISO 10545 - 3	< 0.5%
Modulus of Rupture/Bending Strength	ISO 10545 - 4	> 30 N/mm ²
Thermal Shock Resistance	ISO 10545 - 9	Resistant
Crazing Resistance	ISO 10545 - 11	Resistant
Chemical Resistance (Domestic)	ISO 10545 - 13	GA
Chemical Resistance (Low Concentration)		GLA
LEED	-	Yes
Recycled Material	-	37%
Environmental Product Declaration	-	Industry-Wide
VOC Emissions	-	Zero VOC
Material Health Certification	-	Red List Free, Certificate Available



This product will contribute to USGBC registered LEED projects. It will also contribute to the ANSI approved NAHB Green Building Standard ICC 700.

Shochu is designed with a narrow "grout effect" between the dimensional fingers on the face of the tile. For aesthetics, a 3mm grout joint should net the same spacing between tiles as the "Kit Kat" sections are all separated by 3mm. The wall tiles can be grouted between each tile or between each tile and across the faces of the finger tiles. Unsanded grout is recommended.

EXPERT TIP: When adding grout to the face of each tile, the depth of grout between the finger grooves will change the effect produced. A shallow fill will reveal more of the contours of the grooves on the tile and will produce a thinner grout line. It is recommended that the size of the grout joint created within the finger grooves matches the size of the grout joint around the perimeter of the tiles. In addition, the grout between each finger groove must be cleaned uniformly throughout the installation in order to maintain a consistent look.

Application: Indoor/Outdoor Walls | Suitable for Wet Walls

Product Info:

- Glazed Porcelain Tile
- Glossy Finish
- 8.5mm Thickness
- Pressed Edge
- Frost Resistance = Yes
- V3 - Moderate Variation





www.genrose.com