

PEAK

 GENROSE

For the most up-to-date product information, scan the QR code.





Brick Mosaic | 24" x 24" Field Tile in White



12" x 24" | 24" x 24" Field Tile in Earth



12" x 24" | 24" x 48" Field Tile in Gray



24" x 48" Field Tile in White



24" x 24" | 24" x 48" Field Tile in Desert



24" x 24" | 24" x 24" Field Tile in Desert



12" x 24" | 24" x 24" Field Tile in Desert



12" x 24" Field Tile in White

AVAILABLE STOCKED ITEMS:

9.5mm Floor/Wall Tiles - Rectified Edge			
SIZE	FINISH		COLORS
12" x 24"	Worn		White Desert Earth Gray
9.5mm Floor/Wall Mosaic - Rectified Edge			
SHEET SIZE	TYPE	FINISH	COLORS
11.5" x 12.25"	Brick Mosaic	Worn	White Desert Earth Gray

SPECIAL ORDER ITEMS:

9mm Floor/Wall Tiles - Rectified Edge			
SIZE	FINISH		COLORS
24" x 24"	Worn		White Desert Earth Gray
24" x 48"	Worn		White Desert Earth Gray
Trim Pieces			
SIZE	TYPE	FINISH	COLORS
13.75" x 48"	Step	Worn	White Desert Earth Gray
13.75" x 48"	Step Left Corner	Worn	White Desert Earth Gray
13.75" x 48"	Step Right Corner	Worn	White Desert Earth Gray

All Sizes are Nominal.



24" x 48" Field Tile in Earth

COLORS:



White



Desert



Gray



Earth

Colors shown may vary from actual product. Final selection should be made from actual product samples. Products and availability are subject to change, please refer to our website for the most up to date selection.

BRICK MOSAIC



White



Desert



Gray


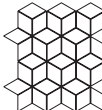





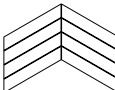






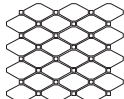




Earth

MADE TO ORDER FIELD TILES AND MOSAICS:





Minimum quantity required. Contact your sales representative for more information.

This represents a small portion of the mosaic patterns we offer.
We can cut any field tile to create a custom mosaic or field tile size as specified.

FIELD TILES		CUBES		BASKETWEAVE	
	Any 24" field tile can be cut down to a smaller size in any length and width combination with a 1" minimum.		2" 4"		1 ³ / ₈ "x3" 2"x4"
		BRICKS		DIAMONDS	
			1"x2" 1"x3" 1 ³ / ₈ "x3" 2"x4"		2"
FIELD SHAPES*		CHEVRONS		HERRINGBONE	
 Half Hexagon	6.7" Base		2"x12"		1"x2" 2"x4" 5/ ₈ "x4"
 Diamond	4"	OCTAGONS		HEXAGONS	
 Hexagon	6"		2" w/ 0.6" Squares		1 ¹ / ₈ " 2"
 Chevron	2"x12" 6"x24"	SQUARES		RECTANGLES	
	4"x2 ¹ / ₂ " w/ ⁵ / ₈ " Dot		1"x1" 1 ³ / ₈ "x1 ³ / ₈ "		1"x2" 1"x4"
			2"x2" 3"x3"		

*Other sizes available upon request



Features	Test Method	Value
Length and Width	ISO 10545-2	± 0.3%, max ± 1mm
Thickness		± 5%, max ± 0.5mm
Straightness of Sides		± 0.3%, max ± 0.8mm
Rectangularity		± 0.3%, max ± 1.5mm
Warpage		± 0.4%, max ± 1.8mm
Water Absorption	ISO 10545-3	0.05%
Modulus of Rupture / Bending Strength	ISO 10545-4	50 N/mm ²
Breaking Strength		2200 N
Resistance to Surface Abrasion	ISO 10545-6	145mm ³
Coefficient of Linear Thermal Expansion	ISO 10545-8	α ≤ 7·10 ⁻⁶ °C ⁻¹
Thermal Shock Resistance	ISO 10545-9	Resistant
Crazing Resistance	ISO 10545-11	Resistant
Frost Resistance	ISO 10545-12	Resistant
Chemical Resistance (Domestic)	ISO 10545-13	Class A
Chemical Resistance (Low)		LA, HA
Chemical Resistance (High Concentration)		LA, HA
Stain Resistance	ISO 10545-14	Class 5
Slip Resistance	ANSI A326.3	DCOF 0.62
Recycled Content	-	40% Pre-Consumer
<div><div></div><div></div><div></div><div></div><div>This product will contribute to USGBC registered LEED projects. It will also contribute to the ANSI approved NAHB Green Building Standard ICC 700. Low Emissions Material • Zero VOC</div></div>		

According to ANSI and MIA standards, depending on the type and size of tile, it is recommended to have at least a 1/8" wide grout joint for floor tiles in order to be able to fill the grout joint full and never less than 1/16" wide. Please refer to TCNA guidelines for more on grout recommendations.

Disclaimer: DCOF wet and dry is different on every production lot and can vary. This number represents the average DCOF of the tested production lots. If the spec listed is over the minimum standard, it will meet the requirement.

- Product Info:
- Color Body Porcelain Tile

• Worn Finish

• 9.5mm Thickness

• Rectified Edge

V3 - Moderate Variation = White | Gray

V4 - **Extreme** Variation = Desert | Earth

Frost Resistance = Yes



