

OTANI



For the most up-to-date product information, scan the QR code.

2" Hexagon Mosaic in Alhama




2" x 2" Mosaic in Clay

AVAILABLE STOCKED ITEMS:


Glass Mosaics - <i>Pressed Edge</i>				
THICKNESS	SHEET SIZE	MOSAIC TYPE	FINISH	COLORS
5.6mm	12.5" x 12"	2" Hexagon	Matte	Duna Alhama Clay
5.5mm	12" x 12"	2" x 2"	Matte	Duna Alhama Clay

All Sizes are Nominal.



2" Hexagon Mosaic in Alhama

2" X 2" MOSAIC:




Duna

Alhama

Clay

2" HEXAGON MOSAIC:



Duna

Alhama

Clay

Colors shown may vary from actual product. Final selection should be made from actual product samples. Products and availability are subject to change, please refer to our website for the most up to date selection.




2" x 2" Mosaic in Clay



GENROSE

OTANI
Glass Tile

Features	Test Method	Value
Dimensions	ISO 10545 - 2	Compliant
Surface Quality		Min. 95% of tiles free of visible defects
Water Absorption	ISO 10545 - 3	0%
Thermal Shock Resistance	ISO 10545 - 9	Resistant
Crazing Resistance	ISO 10545 - 11	Resistant
Chemical Resistance (Domestic)	ISO 10545 - 13	GA
Chemical Resistance (Low Concentration)		GLA
Chemical Resistance (High Concentration)		GHA
Fire Resistance	-	A1/A1 _{FL}
Slip Resistance (Wet)	ANSI A137.1	DCOF 0.69
Recycled Content	-	100%
VOC Emissions	-	Zero VOC
		

According to ANSI and MIA standards, depending on the type and size of tile, it is recommended to have at least a 1/8" wide grout joint for floor tiles in order to be able to fill the grout joint full and never less than 1/16" wide. Please refer to TCNA guidelines for more on grout recommendations.

Disclaimer: DCOF wet and dry is different on every production lot and can vary. This number represents the average DCOF of the tested production lots. If the spec listed is over the minimum standard, it will meet the requirement.

Product Info:

- Glass Tile
- Matte Finish
- 5.5mm | 5.6mm Thicknesses
- Pressed Edge
- V3 - Moderate Variation
- Frost Resistance - Yes



www.genrose.com

Contact your sales representative for more information. All material must be inspected prior to installation. Absolutely no claims will be accepted after installation.

