



For the most up-to-date product information, scan the QR code.

30" x 59" Field Tile in Tarmac  
Wall Hex Mosaic in Tarmac and Jade



30" x 59" Field Tile in Pearl | White  
Shapes Mosaic in Pearl



48" x 48" Field Tile in Smoke  
Wall Hex Mosaic in Smoke and Black



30" x 59" Field Tile in Tarmac  
Wall Hex Mosaic in Tarmac and Jade



Wall Hex Mosaic in Smoke and Yellow



Shapes Mosaic in Pearl



Wall Hex Mosaic in Tarmac and Jade

## AVAILABLE STOCKED ITEMS:

9mm Floor/Wall Tiles - Rectified Edge			
SIZE	FINISH		COLORS
12" x 24"	Matte		White   Pearl   Grey   Smoke   Tarmac
32" x 32"	Matte		White   Pearl   Grey   Smoke   Tarmac
9mm Mosaics - Rectified Edge			
SHEET SIZE	TYPE	FINISH	COLORS
12" x 12"	2" x 2" Mosaic	Matte	White   Pearl   Grey   Smoke   Tarmac
9mm Trim Pieces - Rectified Edge			
SIZE	TYPE	FINISH	COLORS
3" x 24"	Baseboard	Matte	White   Pearl   Grey   Smoke   Tarmac

## SPECIAL ORDER ITEMS:

Slabs - Rectified Edge			
SIZE	THICKNESS	FINISH	COLORS
48" x 96"	9mm	Matte	White   Pearl   Grey   Smoke   Tarmac
48" x 110"	6mm	Matte	White   Pearl   Grey   Smoke   Tarmac
63" x 126"	6mm	Matte	White   Grey   Smoke   Tarmac
9mm Floor/Wall Tiles - Rectified Edge			
SIZE	FINISH		COLORS
24" x 24"	Matte		White   Pearl   Grey   Smoke   Tarmac
24" x 48"	Matte		White   Pearl   Grey   Smoke   Tarmac
48" x 48"	Matte   Grip		White   Pearl   Grey   Smoke   Tarmac
30" x 59"	Matte		White   Pearl   Grey   Smoke   Tarmac
9mm Wall Mosaics - Rectified Edge			
SHEET SIZE	TYPE	FINISH	COLORS
10" x 11"	Hex Mosaic	Matte	Smoke + Yellow   Smoke + Black Tarmac + Black   Tarmac + Jade
12" x 13"	Shapes Mosaic	Matte	White   Pearl   Grey   Smoke   Tarmac
20mm Pavers - Rectified Edge			
SIZE	FINISH		COLORS
24" x 24"	Textured		White   Grey   Smoke   Tarmac
36" x 36"	Textured		White   Grey   Smoke   Tarmac
24" x 48"	Textured		White   Grey   Smoke   Tarmac
48" x 48"	Textured		White   Grey   Smoke   Tarmac
9mm Trim Pieces - Rectified Edge (Made to Order)			
SIZE	TYPE	FINISH	COLORS
12" x 24"	Gradino	Matte	White   Pearl   Grey   Smoke   Tarmac
13" x 24"	Scalino	Matte	White   Pearl   Grey   Smoke   Tarmac
13" x 36"	Scalino	Matte	White   Pearl   Grey   Smoke   Tarmac
13" x 48"	Scalino	Matte	White   Pearl   Grey   Smoke   Tarmac
13" x 59"	Scalino	Matte	White   Pearl   Grey   Smoke   Tarmac

All Sizes are 9mm Thick

## COLORS:



White




Pearl



Smoke




Grey




Tarmac

Colors shown may vary from actual product. Final selection should be made from actual product samples. Products and availability are subject to change, please refer to our website for the most up to date selection.


## 2"X2" MOSAIC:




White




Pearl



Grey




Smoke



Tarmac


## SHAPES MOSAIC:




White



Pearl



Grey




Smoke




Tarmac


## HEX MOSAIC:



Smoke + Yellow



Smoke + Black



Tarmac + Jade



Tarmac + Black

## MADE TO ORDER FIELD TILES AND MOSAICS:

Minimum quantity required. Contact your sales representative for more information.

This represents a small portion of the mosaic patterns we offer. We can cut any field tile to create a custom mosaic or field tile size as specified.

FIELD TILES		CUBES		BASKETWEAVE		
	Any 24" field tile can be cut down to a smaller size in any length and width combination with a 1" minimum.		2" 4"		1 3/8" x 3" 2" x 4"	
		BRICKS		DIAMONDS		
			1" x 2" 1" x 3" 1 3/8" x 3" 2" x 4"		2"	
FIELD SHAPES*		CHEVRONS		HERRINGBONE		
	Half Hexagon	6.7" Base		2" x 12"		
	Diamond	4"			1" x 2" 2" x 4" 5/8" x 4"	
	Hexagon	6"	OCTAGONS		HEXAGONS	
	Chevron	2" x 12" 6" x 24"		2" w/ 0.6" Squares		1 1/8" 2"
TRAPEZOID W/ DOT		SQUARES		RECTANGLES		
	4" x 2 1/2" w/ 5/8" Dot		1" x 1" 1 3/8" x 1 3/8"	2" x 2" 3" x 3"		1" x 2" 1" x 4"

\*Other sizes available upon request

Features	Test Method	Value			
Dimensions	ISO 10545 - 2	Compliant			
Surface Quality		Min. 95% of tiles free of visible defects			
Water Absorption	ISO 10545 - 3	≤ 0.1%			
Modulus of Rupture/Bending Strength	ISO 10545 - 4	<b>6mm</b>	<b>9mm</b>	<b>20mm</b>	
		R ≥ 40 N/mm <sup>2</sup>	R ≥ 40 N/mm <sup>2</sup>	R ≥ 45 N/mm <sup>2</sup>	
Breaking Strength		S ≥ 1000 N	S ≥ 1500 N	S ≥ 10000 N	
Deep Abrasion Resistance	ISO 10545 - 6	≤ 150 mm <sup>3</sup>			
Coefficient of Linear Thermal Expansion	ISO 10545 - 8	≤ 7 MK <sup>-1</sup>			
Thermal Shock Resistance	ISO 10545 - 9	Resistant			
Crazing Resistance	ISO 10545 - 11	Resistant			
Chemical Resistance (Domestic)	ISO 10545 - 13	A			
Chemical Resistance (Low Concentration)		LA			
Chemical Resistance (High Concentration)		HA			
Fire Resistance	-	A1/A1 <sub>FL</sub>			
Slip Resistance (Wet)	ANSI A326.3	<b>6mm Matte</b>	<b>9mm Matte</b>	<b>Textured</b>	<b>Grip</b>
		DCOF 0.62	DCOF 0.65	DCOF 0.85	DCOF 0.89
LEED	-	Yes			
Recycled Content	-	≥ 10%			
VOC Emissions	-	Zero VOC			
Declare	-	Red List Free			
Environmental Product Declaration	-	Product-Specific			
Health Product Declaration	-	Available			
Greenguard	-	Greenguard Gold			

This product will contribute to USGBC registered LEED projects. It will also contribute to the ANSI approved NAHB Green Building Standard ICC 700.

According to ANSI and MIA standards, depending on the type and size of tile, it is recommended to have at least a 1/8" wide grout joint for floor tiles in order to be able to fill the grout joint full and never less than 1/16" wide. Please refer to TCNA guidelines for more on grout recommendations.

**Disclaimer:** DCOF wet and dry is different on every production lot and can vary. This number represents the average DCOF of the tested production lots. If the spec listed is over the minimum standard, it will meet the requirement.

**Product Info:**

- Color Body Porcelain Tile
- Matte | Textured | Grip Finishes
- 6mm | 9mm | 20mm Thicknesses
- Rectified Edge
- V3 - Moderate Variation
- Frost Resistant





[www.genrose.com](http://www.genrose.com)