

HEARTH



For the most up-to-date product information, scan the QR code.

24" x 48" Floor/Wall Tile in Iron
32" x 32" Paver in Iron



48" x 48" Floor/Wall Tile in Cloud
24" x 48" Floor/Wall Tile in Jade



24" x 48" Floor/Wall Tile in Iron
47" x 109" Slab in Dark



48" x 48" Floor/Wall Tile in Ice
48" x 110" Slab in Ice



4" x 4" Floor/Wall Tile in Dark
32" x 32" Floor/Wall Tile in Dark



24" x 48" Floor/Wall Tile in Iron
32" x 32" Outdoor Paver in Iron

AVAILABLE STOCKED ITEMS:

9mm Floor/Wall Tiles - Rectified Edge			
SIZE	FINISH	COLORS	
3" x 12"	Matte	Ice Cloud Jade Iron Dark	
4" x 4"			
12" x 24"			
9mm Floor/Wall Mosaics - Rectified Edge			
SHEET SIZE	TYPE	FINISH	COLORS
12" x 12"	2" x 2" Mosaic	Matte	Ice Cloud Jade Iron Dark

SPECIAL ORDER ITEMS:

9mm Floor/Wall Tiles - Rectified Edge			
SIZE	FINISH	COLORS	
24" x 24"	Matte	Ice Cloud Jade Iron Dark	
	Grip	Cloud Iron	
32" x 32"	Matte	Ice Iron Dark	
24" x 48"	Matte	Ice Cloud Jade Iron Dark	
48" x 48"			
9mm Floor/Wall Mosaics - Rectified Edge			
CHIP SIZE	TYPE	FINISH	COLORS
3" x 11"	Picket Mosaic	Matte	Ice Cloud Jade Iron Dark
20mm - Outdoor Pavers - Rectified Edge			
SIZE	FINISH	COLORS	
24" x 24"	Grip	Iron	
32" x 32"			
18" x 36"			
24" x 48"			
9mm Trim Pieces - Rectified Edge			
SIZE	TYPE	FINISH	COLORS
3" x 24"	Bullnose	Matte	Ice Cloud Jade Iron Dark
6mm Slab - Rectified Edge			
SIZE	FINISH	COLORS	
47" x 109"	Matte	Ice Dark	

All Sizes are Nominal.

COLORS:



Ice



Cloud



Jade



Iron



Dark

Colors shown may vary from actual product. Final selection should be made from actual product samples. Products and availability are subject to change, please refer to our website for the most up to date selection.


2" x 2" MOSAIC




Ice




Cloud



Jade



Iron



Dark

PICKET MOSAIC: 3" X 11"



Ice



Cloud



Jade



Iron



Dark

MADE TO ORDER FIELD TILES AND MOSAICS:

Minimum quantity required. Contact your sales representative for more information.

This represents a small portion of the mosaic patterns we offer.

We can cut any field tile to create a custom mosaic or field tile size as specified.

FIELD TILES		CUBES		BASKETWEAVE	
	Any 24" field tile can be cut down to a smaller size in any length and width combination with a 1" minimum.		2" 3" 4"		1 3/8" x 3" 2" x 4"
		BRICKS		DIAMONDS	
			1" x 2" 1" x 3" 1 3/8" x 3" 2" x 4"		2"
FIELD SHAPES*		CHEVRONS		HERRINGBONE	
	6.7" Base		2" x 12"		1" x 2" 2" x 4" 5/8" x 4"
	4"				
	6"	OCTAGONS		HEXAGONS	
	2" x 12" 6" x 24"		2" w/ 0.6" Squares		1 1/8" 2"
TRAPEZOID W/ DOT		SQUARES		RECTANGLES	
	4" x 2 1/2" w/ 5/8" Dot		1" x 1" 1 3/8" x 1 3/8" 2" x 2" 3" x 3"		1" x 2" 1" x 4"

*Other sizes available upon request



HEARTH

Color Body Porcelain Tile

Features	Test Method	Value	
Dimensions	ISO 10545 - 2	Compliant	
Surface Quality		Min. 95% of tiles free of visible defects	
Water Absorption	ISO 10545 - 3	≤ 0.1%	
Modulus of Rupture / Bending Strength	ISO 10545 - 4	54.6 N/mm ²	
Breaking Strength		2094 N	
Deep Abrasion Resistance	ISO 10545 - 6	162/mm ³	
Coefficient of Linear Thermal Expansion	ISO 10545 - 8	~ 7 (10 ⁻⁶ °C ⁻¹)	
Thermal Shock Resistance	ISO 10545 - 9	Resistant	
Crazing Resistance	ISO 10545 - 11	Resistant	
Chemical Resistance (Domestic)	ISO 10545 - 13	A	
Chemical Resistance (Low Concentration)		≥ LB	
Chemical Resistance (High Concentration)		HB	
Fire Resistance	-	A1/A1 _{FL}	
Slip Resistance (Wet)	ANSI A326.3	Matte	Grip
		DCOF 0.69	DCOF 0.79
LEED	-	Yes	
Recycled Content	-	Cloud Jade Iron Dark = 20%	
VOC Emissions	-	Zero VOC	
Declare	-	Red List Free	
Environmental Product Declaration	-	Product-Specific	
Health Product Declaration	-	Available	



This product will contribute to USGBC registered LEED projects. It will also contribute to the ANSI approved NAHB Green Building Standard ICC 700.

According to ANSI and MIA standards, depending on the type and size of tile, it is recommended to have at least a 1/8" wide grout joint for floor tiles in order to be able to fill the grout joint full and never less than 1/16" wide. Please refer to TCNA guidelines for more on grout recommendations.

Disclaimer: DCOF wet and dry is different on every production lot and can vary. This number represents the average DCOF of the tested production lots. If the spec listed is over the minimum standard, it will meet the requirement.

Product Info:

- Color Body Porcelain Tile
- Matte | Grip Finishes
- 6mm | 9mm | 20mm Thicknesses
- Rectified Edge
- V2 - Moderate Variation
- Frost Resistant



www.genrose.com

Contact your sales representative for more information. All material must be inspected prior to installation. Absolutely no claims will be accepted after installation.



www.genrose.com