



For the most up-to-date product information, scan the QR code.

24" x 48" Floor/Wall Tile in Classico Verso



24" x 48" Floor/Wall Tile in Navona Verso



24" x 48" Floor/Wall Tile in Classico Verso



12" x 24" Floor/Wall Tile in Navona Verso
24" x 48" Floor/Wall Tile in Navona Verso





24" x 48" Floor/Wall Tile in Navona Verso



24" x 48" Floor/Wall Tile in Classico Verso
24" x 48" Outdoor Paver in Classico Verso

AVAILABLE STOCKED ITEMS:

9mm Floor/Wall Tiles - Rectified Edge			
SIZE	FINISH	COLORS	
12" x 24"	Matte	Classico Verso Navona Verso	
24" x 48"	Matte	Classico Verso Navona Verso	
9mm Floor/Wall Mosaics - Rectified Edge			
SHEET SIZE	FINISH	TYPE	COLORS
12" x 12"	Matte	Torino	Classico Verso Navona Verso
12" x 12"	Matte	Ravenna	Classico Verso Navona Verso

SPECIAL ORDER ITEMS:

9mm Floor/Wall Tiles - Rectified Edge			
SIZE	FINISH	COLORS	
4" x 24"	Matte	Classico Verso Navona Verso	
8" x 24"	Matte	Classico Verso Navona Verso	
16" x 24"	Matte	Classico Verso Navona Verso	
24" x 24"	Matte Anti-Slip *	Classico Verso Navona Verso	
24" x 48"	Matte Anti-Slip	Classico Verso Navona Verso	
48" x 48"	Matte	Classico Verso Navona Verso	
9mm Field Deco - Rectified Edge			
SIZE	FINISH	TYPE	COLORS
24" x 48"	Matte	Straight Deco	Classico Verso Navona Verso
20mm Outdoor Paver - Rectified Edge			
SIZE	FINISH	COLORS	
24" x 48"	Anti-Slip	Classico Verso Navona Verso	
6mm Slabs - Rectified Edge			
SIZE	FINISH	COLORS	
47" x 109"	Matte	Classico Verso Navona Verso	

All Sizes are Nominal.

* Indicates Made to Order

COLORS:



Classico Verso



Navona Verso

MOSAIC/ DECO TYPE (TORINO):




Classico Verso



Navona Verso

MOSAIC/DECO TYPE (RAVENNA):



Classico Verso







Navona Verso

Colors shown may vary from actual product. Final selection should be made from actual product samples. Products and availability are subject to change, please refer to our website for the most up to date selection.



24" x 48" Outdoor Paver in Classico Verso

Features	Test Method	Value	
Dimensions	ISO 10545 - 2	Compliant	
Surface Quality		Min. 95% of tiles free of visible defects	
Water Absorption	ISO 10545 - 3	≤ 0.1%	
Modulus of Rupture / Bending Strength	ISO 10545 - 4	55.2 N/mm ²	
Breaking Strength		9mm	20mm
		2436 N	> 10000 N
Deep Abrasion Resistance	ISO 10545 - 6	149 mm ³	
Coefficient of Linear Thermal Expansion	ISO 10545 - 8	~ 7 (10 ⁻⁶ °C ⁻¹)	
Thermal Shock Resistance	ISO 10545 - 9	Resistant	
Crazing Resistance	ISO 10545 - 11	Resistant	
Chemical Resistance (Domestic)	ISO 10545 - 13	A	
Chemical Resistance (Low Concentration)		LA	
Chemical Resistance (High Concentration)		HA	
Fire Resistance	-	A1/A1 _{FL}	
Slip Resistance (Wet)	ANSI A326.3	Matte	Anti-Slip
		DCOF 0.76	DCOF 0.89
Environment Product Declaration	-	Product Specific	
Health Product Declaration	-	Available	
Declared	-	Red List Free	
Recycled Content	-	Pavers	
		20%	
LEED	-	Yes	
VOC Emissions	-	Zero VOC	

This product will contribute to USGBC registered LEED projects. It will also contribute to the ANSI approved NAHB Green Building Standard ICC 700.

According to ANSI and MIA standards, depending on the type and size of tile, it is recommended to have at least a 1/8" wide grout joint for floor tiles in order to be able to fill the grout joint full and never less than 1/16" wide. Please refer to TCNA guidelines for more on grout recommendations.

Disclaimer: DCOF wet and dry is different on every production lot and can vary. This number represents the average DCOF of the tested production lots. If the spec listed is over the minimum standard, it will meet the requirement.

Product Info:

- Porcelain Tile
- Rectified Edge
- Matte | Anti-Slip Finishes
- V2 - Slight Variation
- 6mm | 9mm | 20mm Thicknesses
- Frost Resistant





www.genrose.com