

**CAMDEN**

 **GENROSE**





24"x 48" Field Tile in French Gray  
8"x 48" Field Deco in Dark



32 Piece Mosaic in French Gray



12" x 24" Field Tile in Cafe Light Gray



12"x 24" Field Deco in Clay  
12"x 24" Field Tile in Spanish Clay



12"x 24" Field Tile in Levee White  
32 Piece Mosaic in Levee White

## AVAILABLE STOCKED ITEMS:

9mm Field Tiles			
SIZE	EDGE	FINISH	COLORS
12"x 24"	Rectified	Matte	Levee White   Cafe Light Gray   Spanish Clay   Black Bayou
9mm Mosaics			
SHEET SIZE	TYPE	FINISH	COLORS
12"x 12"	32 Piece Mosaic	Matte	Levee White   Cafe Light Gray   Spanish Clay   Black Bayou

## AVAILABLE SPECIAL ORDER ITEMS:

9mm Field Tiles			
SIZE	EDGE	FINISH	COLORS
12"x 24"	Rectified	Matte	French Gray
24"x 48"	Rectified	Matte	Levee White   Cafe Light Gray   Spanish Clay   French Gray   Black Bayou
9mm Field Decos			
SIZE	EDGE	FINISH	COLORS
12"x 24" Deco	Rectified	Matte	Light   Clay   Dark
8"x 48" Deco	Rectified	Matte	Light   Clay   Dark
9mm Mosaics			
SHEET SIZE	TYPE	FINISH	COLORS
12"x 12"	32 Piece Mosaic	Matte	French Gray
Trim Pieces			
SIZE	TYPE	FINISH	COLORS
3"x 24"	Bullnose	Matte	Levee White   Cafe Light Gray   Spanish Clay   French Gray   Black Bayou

All sizes are nominal.



24"x 48" Field Tile in Cafe Light Grey | Black Bayou  
8"x 48" Field Deco in Light



Levee White




Cafe Light Gray



Spanish Clay



French Gray



Black Bayou

Colors shown may vary from actual product. Final selection should be made from actual product samples. Products and availability are subject to change, please refer to our website for the most up to date selection.


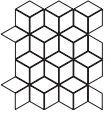





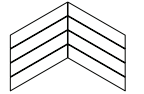






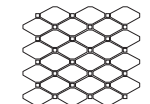




## MADE TO ORDER FIELD TILES AND MOSAICS:

Minimum quantity required. Contact your sales representative for more information.

This represents a small portion of the mosaic patterns we offer.

We can cut any field tile to create a custom mosaic or field tile size as specified.

FIELD TILES		CUBES		BASKETWEAVE	
	Any 24" field tile can be cut down to a smaller size in any length and width combination with a 1" minimum.		2" 4"		1 <sup>3</sup> / <sub>8</sub> "x3" 2"x4"
			1"x2" 1"x3" 1 <sup>3</sup> / <sub>8</sub> "x3" 2"x4"		2"
FIELD SHAPES*		CHEVRONS		HERRINGBONE	
	Half Hexagon 6.7" Base		2"x12"		1"x2" 2"x4" 5 <sup>1</sup> / <sub>8</sub> "x4"
	Diamond 4"				
	Hexagon 6"				
	Chevron 2"x12" 6"x24"	2" w/ 0.6" Squares		1 <sup>1</sup> / <sub>8</sub> " 2"	
TRAPEZOID W/ DOT		SQUARES		RECTANGLES	
	4"x2 <sup>1</sup> / <sub>2</sub> " w/ 5 <sup>1</sup> / <sub>8</sub> " Dot		1"x1" 1 <sup>3</sup> / <sub>8</sub> "x1 <sup>3</sup> / <sub>8</sub> " 2"x2" 3"x3"		1"x2" 1"x4"

\*Other sizes available upon request. All sizes are nominal.

## 32 PIECE MOSAIC



Levee White




Cafe Light Gray



Spanish Clay



French Gray




Black Bayou

## 12"X24" FIELD DECO



Light



Clay



Dark

## 8"X48" FIELD DECO



Light



Clay







Dark



**CAMDEN**  
Color Body Porcelain Tile

Features	Test Method	Value
Thickness	ASTM C499	max ± 0.030 inch
Water Absorption	ASTM C373	≤ 0.5%
Surface Hardness	Mohs Scale	7 Mohs
Bond Strength	ASTM C482 ANSI A 137.1	<sup>3</sup> 50 PSI (0.34 MPa)
Breaking Strength	ASTM C648	450 lbf. avg.
Linear Thermal Expansion	ASTM C372	Conforms
Thermal Shock Resistance	ASTM C484	Conforms
Chemical Resistance	ASTM C650	Conforms
Stain Resistance	ASTM C1378	Conforms
Frost Resistance	ASTM C1026	Resistant
DCOF (WET)	ASTM A326.3 ANSI A 137.1	0.42
Recycled Material	-	40%

This product is GREENGUARD® certified and will contribute to USGBC registered LEED projects. It will also contribute to the ANSI approved NAHB Green Building Standard ICC 700. Low Emissions Material • Zero VOC

According to ANSI and MIA standards, depending on the type and size of tile, it is recommended to have at least a 1/8" wide grout joint for floor tiles in order to be able to fill the grout joint full and never less than 1/16" wide. Please refer to TCNA guidelines for more on grout recommendations.

### Product Info:

- Color Body Porcelain Tile
- Matte Finish
- 9mm Thickness
- Rectified Edge
- Frost Resistance = Yes
- V3 - Moderate Variation
- Application = Residential and Light Commercial



[www.genrose.com](http://www.genrose.com)

Contact your sales representative for more information. All material must be inspected prior to installation. Absolutely no claims will be accepted after installation.



[www.genrose.com](http://www.genrose.com)