

CALIZA



For the most up-to-date product information, scan the QR code.

2" x 2" Mosaic in Mod Beige
4" x 21" Chevron Tile in Mod Beige
24" x 48" Field Tile in Mod Beige



24" x 24" Paver in Chic White



12" x 24" Field Deco in Cool Mix
36" x 36" Field Tile in Edge Gray



12" x 24" Field Deco in Cool Mix
24" x 48" Field Tile in Chic White
36" x 36" Field Tile in Vogue Dark Gray



4" x 21" Chevron Tile in Mod Beige



12" x 24" Field Deco in Warm Mix
36" x 36" Field Tile in Nu Taupe

AVAILABLE STOCKED ITEMS:

9mm Floor/Wall Tile - Rectified Edge			
SIZE	FINISH		COLORS
12" x 24"	Soft		Chic White Edge Gray Mod Beige Nu Taupe Vogue Dark Gray
9mm Mosaic - Rectified Edge			
SHEET SIZE	TYPE	FINISH	COLORS
12" x 12"	2" x 2"	Soft	Chic White Edge Gray Mod Beige Nu Taupe Vogue Dark Gray

SPECIAL ORDER ITEMS:

9mm Floor/Wall Tile - Rectified Edge			
SIZE	FINISH		COLORS
36" x 36"	Soft		Chic White Edge Gray Mod Beige Nu Taupe Vogue Dark Gray
24" x 48"	Soft Leather		Chic White Edge Gray Mod Beige Nu Taupe Vogue Dark Gray
9mm Floor/Wall Decorative Tile - Rectified Edge			
SIZE	TYPE	FINISH	COLORS
12" x 24"	Decorative	Soft	Cool Mix Warm Mix
4" x 21"	Chevron	Soft	Chic White Edge Gray Mod Beige Nu Taupe Vogue Dark Gray
9mm Mosaic - Rectified Edge			
SHEET SIZE	TYPE	FINISH	COLORS
12" x 12"	2" x 2" Basketweave	Soft	Chic White Edge Gray Mod Beige Nu Taupe Vogue Dark Gray
20mm Outdoor Paver - Rectified Edge			
SHEET SIZE	FINISH		COLORS
24" x 24"	Anti-Slip		Chic White Edge Gray Mod Beige
9mm Trim Piece - Rectified Edge			
SHEET SIZE	TYPE	FINISH	COLORS
4" x 24"	Bullnose	Soft	Chic White Edge Gray Mod Beige Nu Taupe Vogue Dark Gray

All Sizes are Nominal.

COLORS:



Chic White

Edge Gray

Mod Beige



Nu Taupe



Vogue Dark Gray

COLORS DECORATIVE:



Cool Mix



Warm Mix

2” X 2” MOSAIC



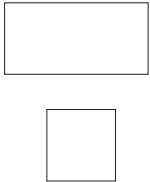
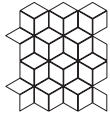






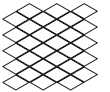
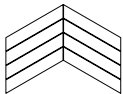

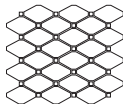
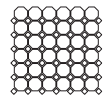
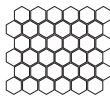


2” X 2” BASKETWEAVE MOSAIC



MADE TO ORDER FIELD TILES AND MOSAICS:

Minimum quantity required. Contact your sales representative for more information.

This represents a small portion of the mosaic patterns we offer.
We can cut any field tile to create a custom mosaic or field tile size as specified.

FIELD TILES		CUBES		BASKETWEAVE	
	Any 24" field tile can be cut down to a smaller size in any length and width combination with a 1" minimum.		2" 4"		1 3⁄8"x3" 2"x4"
FIELD SHAPES* <div> Half Hexagon</div> <div> Diamond</div> <div> Hexagon</div> <div> Chevron</div>		BRICKS 		DIAMONDS 	
		1"x2" 1"x3" 1 3⁄8"x3" 2"x4"		2"	
		CHEVRONS 		HERRINGBONE 	
		2"x12"		1"x2" 2"x4" 5⁄8"x4"	
TRAPEZOID W/ DOT 		OCTAGONS 		HEXAGONS 	
		2" w/ 0.6" Squares		1 1⁄8" 2"	
4"x2 1⁄2" w/ 5⁄8" Dot		SQUARES 		RECTANGLES 	
		1"x1" 1 3⁄8"x1 3⁄8"		1"x2" 1"x4"	
		2"x2" 3"x3"			



*Other sizes available upon request



GENROSE

CALIZA

Color Body Porcelain Tile

Features	Test Method	Value	
Dimensions	ASTM C485	Compliant	
Surface Quality		Min. 95% of tiles free of visible defects	
Warpage	ASTM C485	Compliant	
Wedging	ASTM C502	Compliant	
Water Absorption	ASTM C373	≤ 0.5%	
Breaking Strength	ASTM C648	9mm	20mm
		≥ 450 lbf	≥ 2800 lbf
Coefficient of Linear Thermal Expansion	ASTM C372	a ≤ 4.4 x 10 ⁻⁶ °F ⁻¹	
Thermal Shock Resistance	ASTM C484	Resistant	
Crazing Resistance	ASTM C424	Resistant	
Fire Resistance	-	A1/A1 _{FL}	
Slip Resistance	ANSI A326.3	DCOF 0.7	
LEED	-	Yes	
Recycled Content	-	40%	
VOC Emissions	-	Zero VOC	
EPD	-	Yes	
Greenguard	-	Greenguard Gold	
Green Squared	-	Yes	
<div></div> <div>This product will contribute to USGBC registered LEED projects. It will also contribute to the ANSI approved NAHB Green Building Standard ICC 700.</div>			

According to ANSI and MIA standards, depending on the type and size of tile, it is recommended to have at least a 1/8" wide grout joint for floor tiles in order to be able to fill the grout joint full and never less than 1/16" wide. Please refer to TCNA guidelines for more on grout recommendations.

Disclaimer: DCOF wet and dry is different on every production lot and can vary. This number represents the average DCOF of the tested production lots. If the spec listed is over the minimum standard, it will meet the requirement.

Product Info:

- Color Body Porcelain Tile
- Soft | Leather | Anti-Slip Finishes
- 9mm | 20mm Thicknesses
- Rectified Edge
- V2 - Slight Variation
- Frost Resistance - Yes



www.genrose.com

Contact your sales representative for more information. All material must be inspected prior to installation. Absolutely no claims will be accepted after installation.

